

# THE CHEAT SHEET

Register for a Private Webcast to discover more about these SHORTCUTS and how to **sell high-margin products on a FREE TRAFFIC marketplace** that our business uses to generate up to **\$300,000 in monthly sales!**



[www.7figureworkshop.com/register](http://www.7figureworkshop.com/register)



## THE 7 MANUAL STEPS

A Step-By-Step process to sell simple, high-margin products using FREE targeted traffic.



## THE SHORTCUTS

See the shortcuts for each step in green below. Join one of our PRIVATE WEBCASTS to discover how to access them.

STEP 01

### Find A Supplier

Find wholesale suppliers with extensive catalogs of over 1000 products.



**Pick a top-level category**  
(ie. Pet Supplies)



**Identify product suppliers in this category**

- o Use Google
- o Use AI (ChatGPT)



**Register with the supplier, then access their product catalog**

### YOU WON'T NEED TO FIND SUPPLIERS

We've ALREADY found them for you. We've dealt with ALL the registration and set up on your behalf!

STEP 02

### Identify Opportunities


Find products that have the potential to do 100 - 300 sales per month (with an achievable profit margin of 10% to 50%).



**Browse products in the supplier's catalog**



**Note which products are selling on Amazon.com**



**Make a list of 10 product opportunities**



**Determine the potential profit margin for each**

Assess the following stats for each product



**Number Of Reviews** on Amazon (to estimate sales volume)



**Number Of Other Sellers** on Amazon (to gauge competition)



**Buy Box Price** on Amazon (ie. what the product sells for)



**Unit Cost** (how much the supplier is selling it for)

### YOU WON'T NEED TO IDENTIFY OPPORTUNITIES

We've ALREADY done this for you. You'll access a massive vault of products that you could start selling immediately!

STEP 03

### Pin-Point A Potential Winner

Finalize which product to move ahead with by running two final 'sanity check' tests for each one.



**The Sanity Check Tests To Confirm Current Popularity**



**Check Recent Reviews:** Examine the number of reviews each product has received in the last 30 - 60 days.



**Check The Sales Data:** Use a special online tool to determine which products have a steady or growing sales volume.



**Decide on the best product opportunity to move forward with**

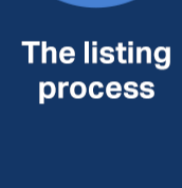
### YOU WON'T NEED TO PINPOINT WINNERS

Our "private club" will give you hand-picked pre-vetted products with validated demand

STEP 04

### Set Up The Listing

Quickly list the product on Amazon (WITHOUT needing to buy inventory first).



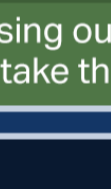
**The listing process**



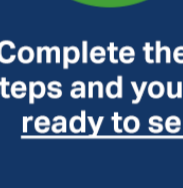
**Set up an account at Amazon Seller Central**



**Search for the product within your Amazon dashboard**



**Tell Amazon how many units you have to sell and the price that you want to sell them at**



**Complete these steps and you are ready to sell**

### YOU CAN DO THIS EVEN FASTER

Using our in-house listing strategies that'll take the guesswork out of the process

STEP 05

### Send in Products

Purchase inventory and send the products into Amazon.



**Order inventory from the supplier.**

\$50 - \$500 in inventory, depending on the product



**Prepare The Products**



**Login to Amazon Seller Central**



**Print and attach the labels that Amazon provides to each of the products**



**Create a shipping plan**



**Send the products to Amazon**

Take advantage of Amazon's deeply discounted inbound UPS shipping rates

### YOU WON'T HAVE TO HANDLE YOUR PRODUCTS

The in-house staff at our "private warehouse" will do the prep and logistics work for you

STEP 06

### Kick-Start Your Sales

Generate free traffic and sell through all the product inventory.



**Take advantage of Amazon's existing monster traffic**



**People will already be searching for your products** (if you have done your research correctly)



**No marketing necessary**



**No need to pay for ads**



**When you sell a product, Amazon takes care of everything**



**They pack and ship it**



**They deal with any customer communication**

### YOU COULD ACCELERATE YOUR SALES

Using secrets & strategies from our successful Amazon and eCommerce Business

STEP 07

### Begin Scaling Up

Keep repeating the process to increase sales and revenue.



**Once all the inventory is sold, restock, and keep on selling.**



**Identify and sell more products using the same process**



**Keep adding up with additional winning products!**



**Expand to other marketplaces**

### YOU COULD SCALE UP FASTER

By selecting more hand-picked products AND using our EPIIC software to push products out to other marketplaces

# THE MILESTONES

Bronze Milestone

**HIT 100 SALES**

Silver Milestone

**REACH 500 SALES**

Gold Milestone

**SCALE TO 1000 SALES**



(Join us on a Private Webcast to find out more!)

## Your Next Step

Register for a Private Webcast to discover more about these SHORTCUTS and how to **sell high-margin products on a FREE TRAFFIC marketplace** that our business uses to generate up to **\$300,000 in monthly sales!**



[www.7figureworkshop.com/register](http://www.7figureworkshop.com/register)