


# THE CHEAT SHEET

Register for a Private Webcast to discover more about these **SHORTCUTS** and how to **sell high-margin products on a FREE TRAFFIC marketplace** that our business uses to generate up to **\$300,000 in monthly sales!**



[www.7figureworkshop.com/seat](http://www.7figureworkshop.com/seat)



## THE 7 MANUAL STEPS

A Step-By Step process to sell simple, high-margin products using FREE targeted traffic.



## THE SHORTCUTS

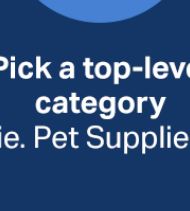
See the shortcuts for each step in green below. Join one of our PRIVATE WEBCASTS to discover how to access them.

STEP

01

### Find A Supplier

Find wholesale suppliers with extensive catalogs of over 1000 products.



Pick a top-level category (ie. Pet Supplies)



Identify product suppliers in this category

- o Use Google
- o Use AI (ChatGPT)



Register with the supplier, then access their product catalog

#### YOU WON'T NEED TO FIND SUPPLIERS

We've ALREADY found them for you. We've dealt with ALL the registration and set up on your behalf!

STEP

02

### Identify Opportunities

Find products that have the potential to do 100 - 300 sales per month (with an achievable profit margin of 10% to 50%).



Browse products in the supplier's catalog



Note which products are selling on Amazon.com



Make a list of 10 product opportunities



Determine the potential profit margin for each

Assess the following stats for each product



Number Of Reviews on Amazon (to estimate sales volume)



Number Of Other Sellers on Amazon (to gauge competition)



Buy Box Price on Amazon (ie. what the product sells for)



Unit Cost (how much the supplier is selling it for)

#### YOU WON'T NEED TO IDENTIFY OPPORTUNITIES

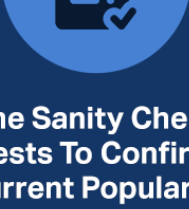
We've ALREADY done this for you. You'll access a massive vault of products that you could start selling immediately!

STEP

03

### Pin-Point A Potential Winner

Finalize which product to move ahead with by running two final 'sanity check' tests for each one.



The Sanity Check Tests To Confirm Current Popularity



Check Recent Reviews:

Examine the number of reviews each product has received in the last 30 - 60 days.



Check The Sales Data:

Use a special online tool to determine which products have a steady or growing sales volume.



Decide on the best product opportunity to move forward with

#### YOU WON'T NEED TO PINPOINT WINNERS

Our "private club" will give you hand-picked pre-vetted products with validated demand

STEP

04

### Set Up The Listing

Quickly list the product on Amazon (WITHOUT needing to buy inventory first).



The listing process



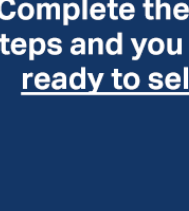
Set up an account at Amazon Seller Central



Search for the product within your Amazon dashboard



Tell Amazon how many units you have to sell and the price that you want to sell them at



Complete these steps and you are ready to sell

#### YOU CAN DO THIS EVEN FASTER

Using our in-house listing strategies that'll take the guesswork out of the process

STEP

05

### Send in Products

Purchase inventory and send the products into Amazon.



Order inventory from the supplier.

\$50 - \$500 in inventory depending on the product



Prepare The Products



Login to Amazon Seller Central



Print and attach the labels that Amazon provides to each of the products



Create a shipping plan



Send the products to Amazon

Take advantage of Amazon's deeply discounted inbound UPS shipping rates

#### YOU WON'T HAVE TO HANDLE YOUR PRODUCTS

The in-house staff at our "private warehouse" will do the prep and logistics work for you

STEP

06

### Kick-Start Your Sales

Generate free traffic and sell through all the product inventory.



Take advantage of Amazon's existing monster traffic



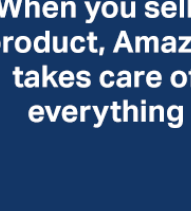
People will already be searching for your products (if you have done your research correctly)



No marketing necessary



No need to pay for ads



When you sell a product, Amazon takes care of everything



They pack and ship it



They deal with any customer communication

#### YOU COULD ACCELERATE YOUR SALES


Using secrets & strategies from our successful Amazon and eCommerce Business

STEP

07

### Begin Scaling Up

Keep repeating the process to increase sales and revenue.



Once all the inventory is sold, restock, and keep on selling.



Identify and sell more products using the same process



Keep scaling up with additional winning products!



Expand to other marketplaces

#### YOU COULD SCALE UP FASTER

By selecting more hand-picked products AND using our EPIC software to push products out to other marketplaces

Bronze Milestone

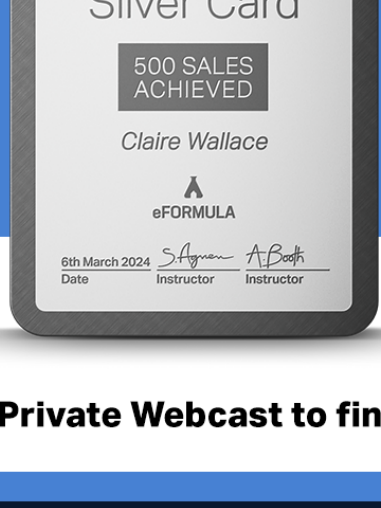
**HIT 100 SALES**

Silver Milestone

**REACH 500 SALES**

Gold Milestone

**SCALE TO 1000 SALES**



(Join us on a Private Webcast to find out more!)

## Your Next Step

Register for a Private Webcast to discover more about these **SHORTCUTS** and how to **sell high-margin products on a FREE TRAFFIC marketplace** that our business uses to generate up to **\$300,000 in monthly sales!**



[www.7figureworkshop.com/seat](http://www.7figureworkshop.com/seat)